

Numbers

Name: _____

These worksheets are aimed at introducing children to numbers, and the different ways of representing them. We will focus on identifying the numbers correctly, and also correct ways of forming the number when writing it.

Please support children by modelling the correct way to form the numbers and supervise their first few efforts. Please also read the numbers to the children, and encourage the children to do the same.

Children should redo work they have not yet mastered to a satisfactory standard. Children who find the work difficult should also colour in the shapes to keep focus on each number for a bit longer.



Children to copy a row of each number. It may be necessary to model the first few numbers. Point and repeat the numbers. Encourage children to do the same.

Date: _____

LI: To write the numbers 1 to 5



1



2



3



4



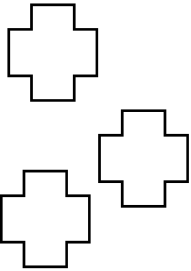

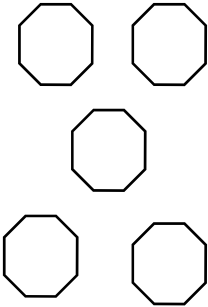
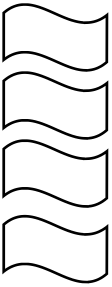





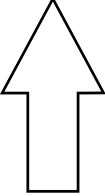

5

How many in each block? Encourage children to count the number of objects and record answers neatly. If children are finding work difficult, they should also colour in the shapes. Refer children to number sheet if necessary.

Date: _____

LI: How many in each block?


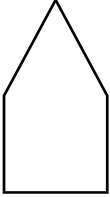
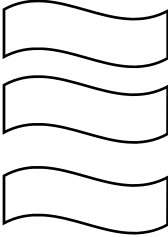

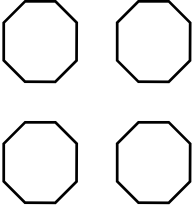
  _____	 _____	 _____	 _____	 _____
---	--	--	---	--



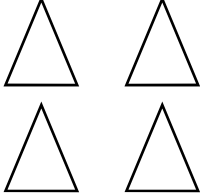
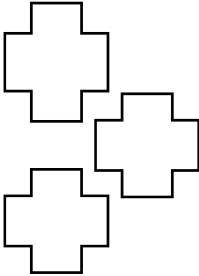

 _____	 _____	 _____	 _____	 _____
--	--	--	--	--

Associating numbers with words and digits. Model an example for the children, if necessary. Repeat the number, whilst pointing at it. Encourage the children to repeat the number.

Date: _____

LI: Matching numbers


 <u>1</u> one	 _____ _____	 _____ _____	 _____ _____	 _____ _____
--	---	---	--	---

 _____ _____	 _____ _____	 _____ _____	 _____ _____	 _____ _____
---	---	---	--	---


Children to copy a row of each number. It may be necessary to model the first few numbers. Point and repeat the numbers. Encourage children to do the same.

Date: _____


LI: To write the numbers 6 to 10





6



7



8




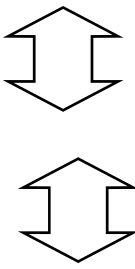
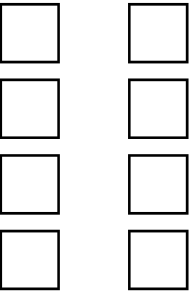





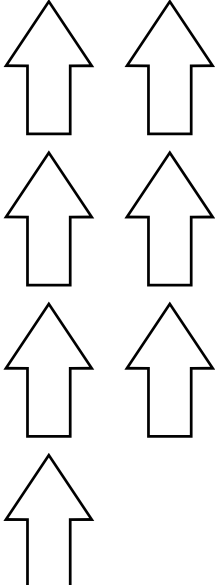

10

How many in each block? Encourage children to count the number of objects and record answers neatly. If children are finding work difficult, they should also colour in the shapes. Refer children to number sheet if necessary.

Date: _____

LI: How many in each block?

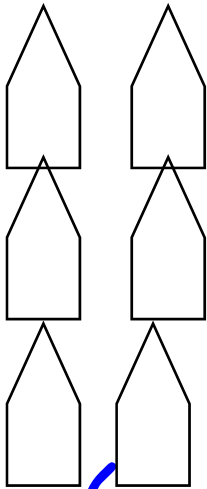

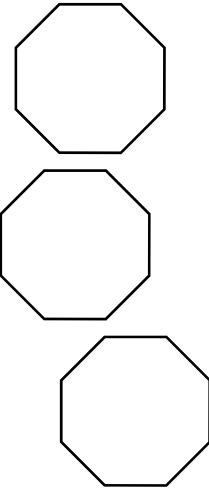

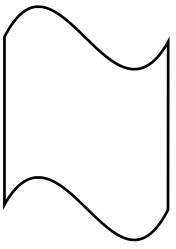
 <u>3</u>	 _____	 _____	 _____	 _____
---	--	--	---	--




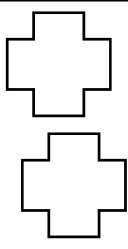

 _____	 _____	 _____	 _____	 _____
--	--	--	---	--

Associating numbers with words and digits. Model an example for the children, if necessary. Repeat the number, whilst pointing at it. Encourage the children to repeat the number.

Date: _____

LI: Matching numbers

 <u>6</u> <u>six</u>	 _____ _____	 _____ _____	 _____ _____	 _____ _____
---	---	---	--	---


 _____ _____	 _____ _____	 _____ _____	 _____ _____	 _____ _____
---	---	---	---	---

Children to fill in the correct word for the number of objects.


Date: _____

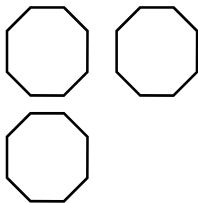
LI: Writing numbers in words


How many?





four

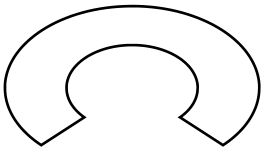


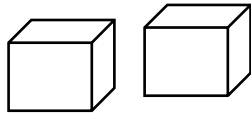


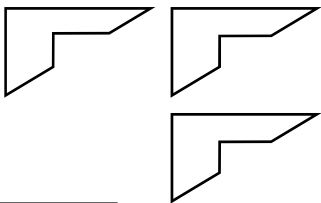


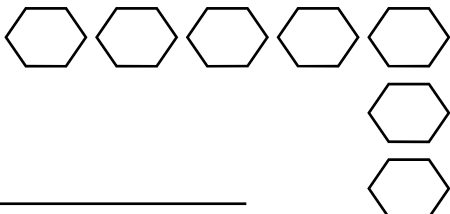


















Children to fill in the correct word for the number of objects.


Date: _____


LI: Writing numbers in words


How many?





two




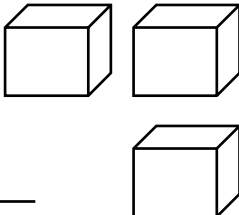


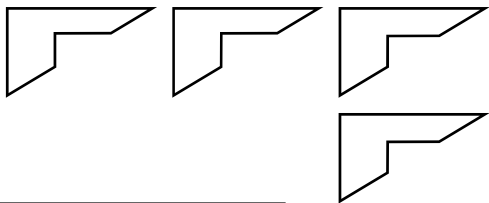


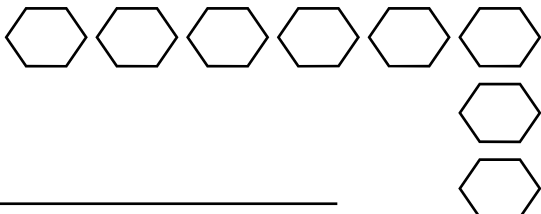





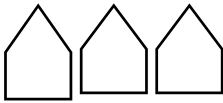















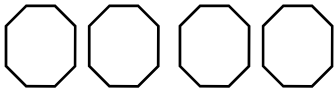
Children to fill in the correct word for the number of objects.



Date: _____

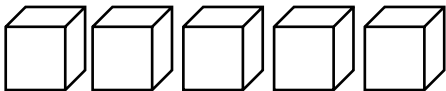
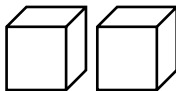
LI: Adding



How many?



 
2 + 3 = 5

 
____ + ____ = ____

 
____ + ____ = ____

 
____ + ____ = ____

 
____ + ____ = ____



 
____ + ____ = ____



Children to fill in the correct word for the numbe of objects.



Date: _____



LT: Adding _____



How many?


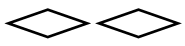
 
_____ + _____ = _____
2 + 4 = 6

 
_____ + _____ = _____
_____ + _____ = _____

 
_____ + _____ = _____
_____ + _____ = _____

 
_____ + _____ = _____
_____ + _____ = _____

 
_____ + _____ = _____
_____ + _____ = _____

 
_____ + _____ = _____
_____ + _____ = _____